

AUSTRALIAN

multihull world

SCIBS 2022 - SHOWCASE

POWER & SAIL

#172 MAY/JUNE 2022

Registered by Australia Post QBP 4835

\$9.90

(NZ \$11.10 incl GST)

LEOPARD

46

**east coast
anchOrages
& marina
GUIDE**



**Bay
Regatta
ISOLation
AFLOAT**

ISSN 1835-7989



9 771034 510001

multihull.com.au

REVEALING THE ENTIRE

LEOPARD CATAMARAN RANGE



42



45



50



the purr-fect feline glitter



46



53



The entire Leopard Catamaran range of Sail and Power Catamarans will be available for personal viewing by appointment throughout 2023.

FUTURISTIC DESIGNS which offer superior performance, generous spaces, and rugged dependability.

It's easy to see why the Leopard Catamaran brand is so popular the world over. Serious boaties are drawn to the outstanding performance characteristics, while relative newcomers to boating admire the ease of handling, low maintenance, the large entertainment and accommodation spaces on offer.

Every one of the Leopard sail and power models offer the unique walk-through access to the foredeck, making anchoring a breeze, while also providing an extra exterior entertainment space adjacent to the saloon.

Evolving from 50 years of customer feedback, Leopard Catamarans has pooled their expertise with builders Robertson and Caine and Naval Architects Simonis Voogd to design today's Leopard range: spacious, robust, performance-driven blue water cruising catamarans. Leopard catamarans are the only catamaran brand certified both in Europe and the Americas (NMMA Certified – ABYC Standards & CE Certified – CE Standards). As the worldwide distributor, we're proud to say that over 2,500+ Leopard cats have now been delivered all over the globe.

The entire Leopard Catamaran range of Sail and Power Catamarans will be on display at the Sydney International Boat Show, August 2-6, 2022.

Leopard Sailing Catamarans Key Features

- Stepped hulls and powerful rig, with overlapping genoa for superior performance
- Proven robust design and superior build materials
- Best compromise between interior and exterior volume
- Protected helm station designed for offshore single-handed sailing
- Forward access for models over 42' with lounge for additional socialising area
- Super comfortable underway and at anchor
- Performance options for rig and sails
- All three Leopard sailing catamarans offer a powerful sail plan, with an optimized aspect ratio allowing more efficiency, easier trimming, better air flow in the slot between the main and headsail which gives good sailing speeds in lighter breezes, which in turn minimizes the use of the motors.

Leopard Power Catamaran range key features

- Efficient design for best combination of interior volume, top speed and fuel consumption
 - Robust build for blue water operation
 - Spacious and comfortable flybridge with hard-top
 - Forward saloon door for superior ventilation, visibility forward and access to foredeck
 - Additional interior helm station on the main deck
 - Ultra-modern design inside and out
 - Easy to manoeuvre for single-handed operation
 - World leader in recreational power catamarans
- From a performance standpoint, both the L46 PC and the L53 PC have efficient hulls with vertical stems to maximize waterline length, efficient running gear with optimised propeller angle. Cruising at 18kts and with a top speed of 24kts, this configuration gives lower consumption for less horsepower and greater range than any other power catamaran. The reliable and simple systems perform equally well in all conditions, whether underway on smooth sheltered waterways or out in the wide blue ocean.




SAIL 42 | 45 | 50 | POWER 46 PC | 53 PC

NOT JUST A CAT
A LEOPARD

INTRODUCING THE ALL NEW LEOPARD 46 PC

www.leopardcatamarans.com | sales@leopardcatamarans.com.au | 1300661321

Leopard 42 Sailing Catamaran



THE EXTERIOR STYLING has adapted to the modern appearance of the award-winning Leopard 50, which features continuous hull side windows, a continuous hardtop, and what has quickly become our signature, an upper-lounge area.

With modern contrasts, indirect lighting, and classy finishes, the Leopard 42 brings more luxury and elegance to the Leopard sailboat range. All bunks are now island berths that allow access from both sides. With windows everywhere space permitted, the natural light is amplified.


Available in three cabin/ three heads and four cabin/ four heads, all cabins include their own private en-suite heads. All heads include their own designated shower area; a feature not currently found on catamarans in this size range. In the saloon, we have added a generous skylight, as well and an additional window in the aft starboard corner facing the helm seat. The forward-facing L-shaped galley is sure to entice any chef!

The Leopard 42 has the unmistakable DNA of a Leopard catamaran with plenty of new technology and building techniques used to make it a magnificent ocean-going yacht with a feel of space, comfort and performance only previously found in significantly larger models.

LEOPARD 42 SPECIFICATIONS

LOA	12.67m
Beam	7.04m
Draft	1.4m
Mast height	20.68m
Bridgedeck clearance	0.75m
Displacement	12,467 kgs
Engine	2 x Yanmar 45hp Diesel with Saildrive
Fuel	600 litres
Water	660 litres

Leopard 45 Sailing Catamaran



FOR CATAMARAN AFICIONADOS looking for additional space for family and friends, without sacrificing performance, the Leopard 45 is the ideal choice. A best seller since her launch in 2017, both the interior and exterior styling has evolved and we are excited to announce that we are now offering the innovative hardtop lounge on the Leopard 45.

This lounge feature first launched on the award-winning Leopard 50 and like her big sister, the lounge on the Leopard 45 includes a seating area, a sunbed, and a table. Access to the lounge is provided by floating stairs leading up from the aft cockpit, without disrupting the helm station. The helm station remains well protected, and integrated into the cockpit and the rest of the boat.

Available in a three or four cabin layout, the Leopard 45 offers the perfect entertainment package with increased aft area with new layout, ergonomically designed open plan saloon and galley, larger forward cockpit, and more onboard area.


She's sleek and nimble, yet comfortable. She incorporates a heritage of Leopards spanning 25 years of production expertise.

In summary, the Leopard 45 Sailing Catamaran delivers uncompromised, exceptional build quality throughout, new, sleek styling, a sensible and practical layout, sailing comfort across all sea states, and features innovative technologies and multiple entertainment areas.

LEOPARD 45 SPECIFICATIONS

LOA	13.72m
Beam	7.36m
Draft	1.5m
Mast Height	21.34m
Bridgedeck clearance	0.83m
Displacement	14,900kgs
Engine	2 x Yanmar Diesel 45hp each
Fuel	700 litres
Water	780 litres

Leopard 50 Sailing Catamaran




THE LEOPARD 50 has the ideal layout for anyone looking for more indoor and outdoor living space as she comes equipped with a flybridge that includes a lounge area, table, sunbed and optional exterior speakers and shade awning. Access is direct and provided by floating stairs leading up from the side deck. The lounge of the Leopard 50 has the advantage a traditional flybridge while at the same time keeping the helm station well protected behind the bulkhead, well protected by a dedicated hard top, and with direct access and visibility into the aft cockpit. Another important distinction compared to similar sailboat flybridge configurations is that while under sail, passengers can move about the flybridge with ample headroom and never worry about interference from the boom. The flybridge is also designed to maintain contact with the helm station, an important feature found on all Leopard catamarans.

The L50 can be equipped with the optional electrically operated dinghy launch/retrieval platform.

The entire exterior styling of the Leopard 50 has also been revamped to give the hull a more sophisticated look. In addition to the exterior options, the interior offers multiple layout configuration with three, four or five cabins, utility room for live aboard and an extensive options list.

LEOPARD 50 SPECIFICATIONS	
LOA	15.4m
Beam	8.04m
Draft	1.6m
Mast height	23.52m
Bridgedeck clearance	1.0m
Engine	2 x Yanmar 57hp
Fuel	920litres
Water	700 litres
Displacement	26,000kgs

Leopard 46 power Catamaran



THE NEW LEOPARD 46 powercat brings you all the style, luxury, outdoor living spaces, and home-away-from-home accommodations and comfort of her big sister.

The Leopard 46 Powercat comes in a three or four-cabin layout. The three-cabin owner's suite boasts a large walk-in closet, desk, and a double vanity. Forward VIP guest cabins offer spacious, island berths and ensuite heads. Accommodations have been enhanced to make you feel at-home with new soft furnishings, very comfortable beds and great use of space.

The outside cockpit areas are an extension of the interior, all uniting to create a feeling of space and airiness. The forward end of the saloon opens onto a sunny lounging area, complete with adjustable recliners. The aft cockpit is a simple, well-proportioned U-shaped settee with a large dining table sized to seat eight comfortably. The flybridge adds a whole alternative seating area and can be used while underway or as an elevated position to enjoy sundowners or even a light meal at anchor. The main helm station is situated in the flybridge area, and provides a large comfortable seating position, with a commanding all-round view. The flybridge space is protected by a composite-moulded hardtop, which has a newly incorporated 'spoiler' along its aft end to reduce excessive turbulence from entering the aft flybridge sundeck when underway.


Accommodations have been enhanced to make you feel at-home with new soft furnishings, very comfortable beds and great use of space. The Leopard 46 powercat comes in a three or four-cabin layout. The three-cabin owner's suite boasts large walk-in closet, desk, and a double vanity. Forward VIP guest cabins offer spacious, island berths and en-suite heads.

As with her bigger sister the L53PC, all major engineering and electrical systems are housed in the L46PC's engine rooms. With the engines located outside and aft of the accommodation areas, engine noise is substantially reduced, and engine room odours are eliminated. The L46PC can be equipped with the optional electrically operated dinghy launch/retrieval platform.

LEOPARD 46 POWER CATAMARAN SPECIFICATIONS

LOA	14.13m
Beam	7.34m
Draft	0.94m
Bridgedeck clearance	0.75m
Displacement	16,758kgs
Fuel	1850 litres
Water	700 litres
Engine	Yanmar 250hp x 2 (option to upgrade to 320hp or 370hp)

Leopard 53 power Catamaran



53

THE L53PC IS DESIGNED to more than satisfy existing Powercat aficionados, while also appealing to the more traditional monohull motor yacht market. With its contemporary, re-imagined interior spaces, generous outdoor entertaining areas and engines now located aft of the cabins with access via large hatches located on the rear deck, the L53 Powercat makes a strong statement of visual and functional performance on multiple levels. Add in ease of operation and maintenance, along with up to 50% greater fuel efficiency than her monohull motor yacht counterparts, and the L53 Powercat is already winning a dedicated army of new fans.

The design of this new boat maintains the traditional Leopard hull’s narrow entry at the bows with big volume stepped hulls above the waterline resulting in incredible space down below, as well as unmatched range at cruising speed. With a maximum range in excess of 3,000 kilometres, no other type of motor yacht can compete on the speed, range, fuel efficiency equation. This boat can reach a top speed of 25kts and cruise comfortably at 17.5kts. This performance will certainly appeal to the more time-poor boaties, who have limited time to enjoy their downtime. With this sparkling performance, the whole family can travel faster and further, reaching destinations not usually on their radar ...

The new layout is eminently practical and makes perfect sense. On the main level, retractable sliding glass doors lead from the aft cockpit to the galley making an appealing indoor/outdoor transition. The galley is equipped with the latest appliances and refrigeration is domestic sized for those long periods aboard. The main saloon is set up with an L-shaped lounge to port and a two-person settee to starboard. Cruising pleasure is enhanced with the option of adding an interior navigation station. The flow is seamless with access to the foredeck via the forward saloon door. The L53 powercat is offered in three or four cabin layouts, with the three-cabin owner’s version providing a comfortable and spacious ambiance, especially with the large walk around bed, a walk-in closet and double vanity.

The L53PC boasts separate engine rooms, completely sealed off from the accommodation spaces, with access via large deck hatches in the cockpit. All major engineering and electrical systems are housed in the engine rooms. With the engines located outside and aft of the accommodation areas, engine noise is substantially reduced, and engine room odours are eliminated. The L53PC can be equipped with the optional electrically operated dinghy launch/retrieval platform.

While the Leopard range of catamarans has been developed, tweaked and optimised over more than two decades to meet increasingly higher expectations, there’s no doubt that the all-new L53 powercat will open up a whole new world of possibilities when it comes to challenging the status quo.

LEOPARD 53 POWER CATAMARAN SPECIFICATIONS

LOA	16.19m
Beam	7.67m
Draft	0.97m
Bridgedeck clearance	0.83m
Engine	Yanmar 8 cylinder diesel 370 hp x 2
Max. speed (light ship)	22kts
Cruise speed (light ship)	17kts
Max. Range speed (full load)	7.9kts
Range at max. speed	342nm
Range at cruise speed	463nm
Max. range both engines	1330nm
Max. range (one engine)	1995nm